

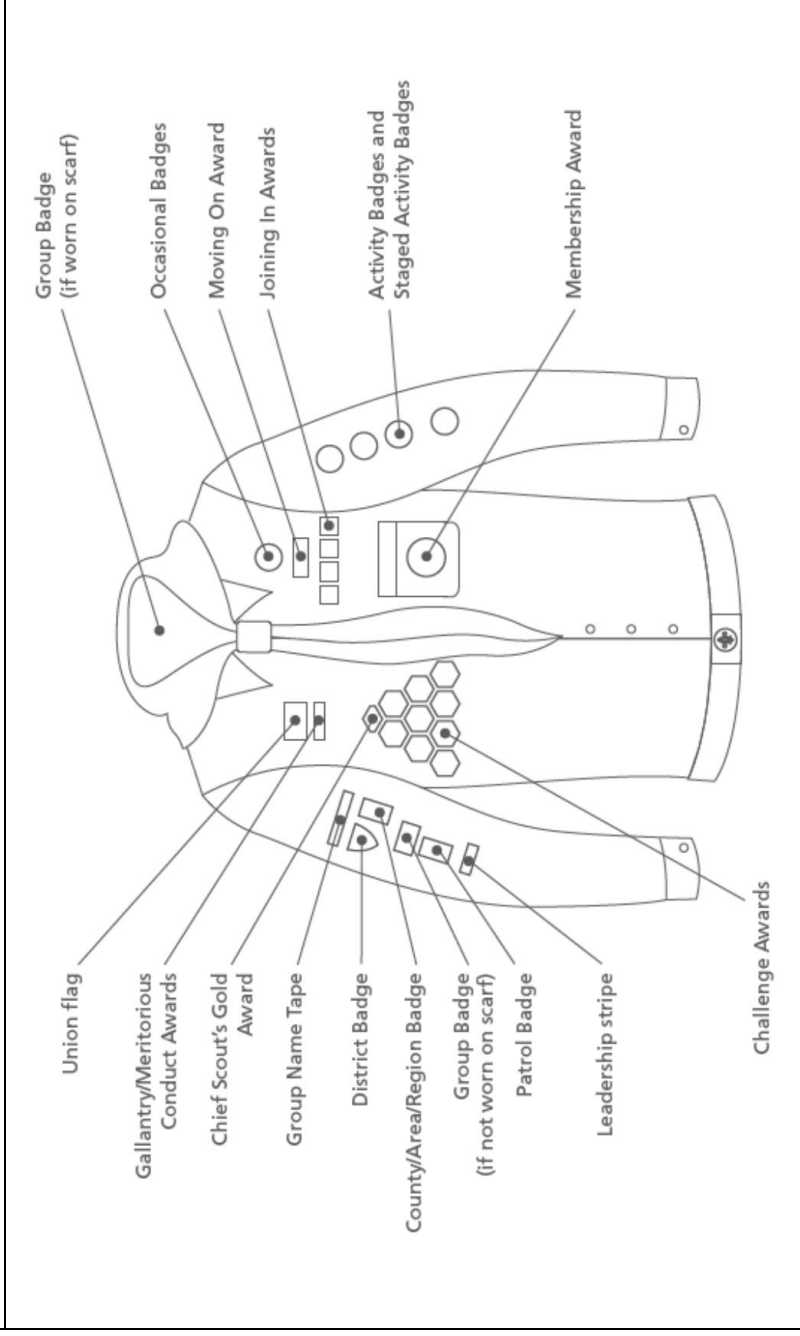
	1-4 Scouts in Patrol (max. 3 points per Scout)	≥ 5 Scouts in Patrol (max. 2 points per Scout)
Shirt	1 point per scout at inspection	1 point per scout at inspection
<ul style="list-style-type: none"> • tidy with buttons done up • all badges sewn on • badges in correct place • out-of-date badges removed 		
Necker	1 point per scout at inspection	1 point per scout at inspection
<ul style="list-style-type: none"> • tidy • properly rolled • woggle or friendship knot 		
Trousers	1 point per scout at inspection	
<ul style="list-style-type: none"> • blue activity trousers • Scout belt 		





Maximum of 10 points per Patrol for inspection

Plus: 1 point per Scout present at flag break

Plus: 1 point per Scout not at inspection if given prior notification of absence / lateness

Plus: 5 points awarded per badge sewn on by the Scout themselves (with evidence photo/video/note/etc.)



How to tie a friendship knot		
		
		
Cross one end over the other, then fold it back up on itself	Bring the second end over the first (folded) end and take it round behind.	Bring end 1 down over end 2, then take end 2 round and over end 1 and tuck it through the loop formed by end 1.
		Adjust the knot until the ends are even and the knot is flat and square.